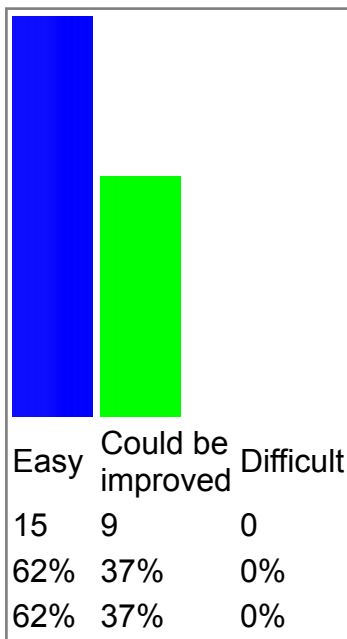


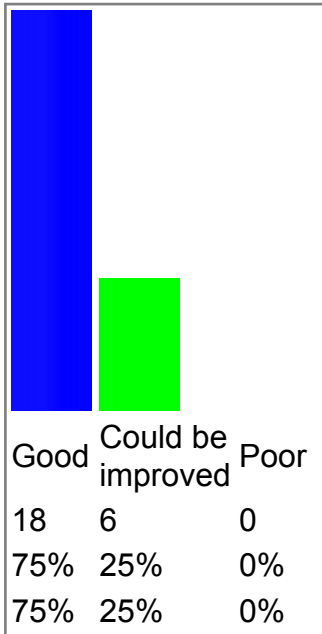
Results for survey Evaluation of the 3rd Training Course on WMO SDS-WAS products

Totals for The process of registration to the training course has been....:



- Easy (15) 62%
- Could be improved (9) 37%
- Difficult (0) 0%

Totals for The preliminary information on the course has been....:




- Good (18) 75%
- Could be improved (6) 25%
- Poor (0) 0%

Totals for Detail in 4-5 lines pre-course aspects that can be improved:

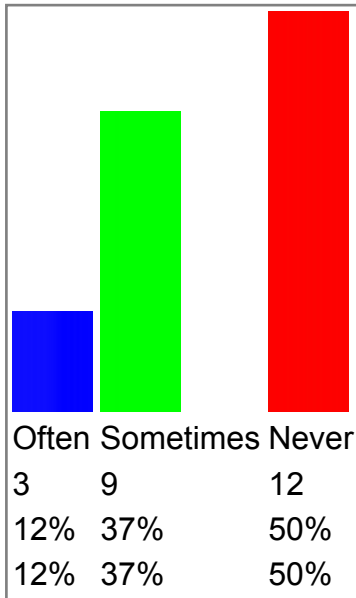
This question had a text input type, for results use the [detailed spreadsheet](#)

Totals for Is English your mother tongue?:



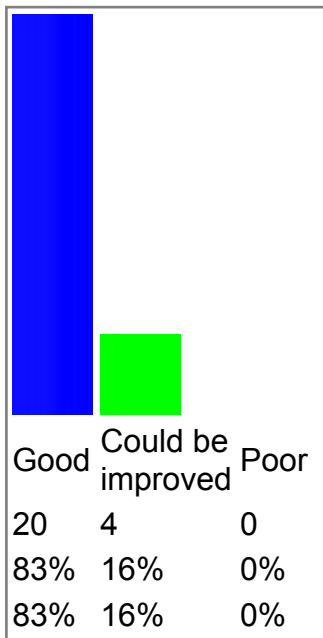
- Yes (1) 4%
- No (23) 95%

Totals for Have you had difficulty following classes or using the course materials because of language?:




- Often (3) 12%
- Sometimes (9) 37%
- Never (12) 50%

Totals for You found the classroom....:



- Good (20) 83%
- Could be improved (4) 16%
- Poor (0) 0%

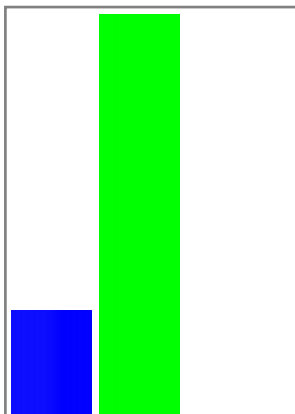
Totals for Has the material provided during the course been good and sufficient?:



- Yes (22) 91%
- No (2) 8%

| | |
|-----|----|
| Yes | No |
| 22 | 2 |
| 91% | 8% |
| 91% | 8% |

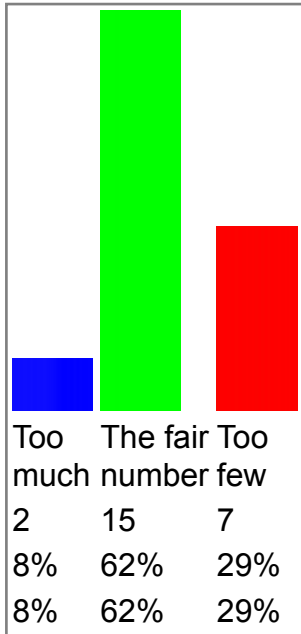
Totals for The level of the lectures has been....:



- Too high (5) 20%
- Correct (19) 79%
- Too low (0) 0%

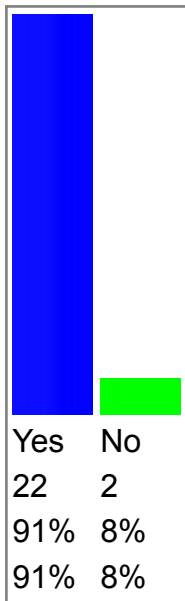
| | | |
|----------|---------|---------|
| Too high | Correct | Too low |
| 5 | 19 | 0 |
| 20% | 79% | 0% |
| 20% | 79% | 0% |

Totals for Practice sessions have been....:



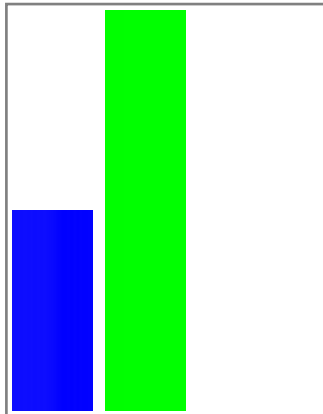
- Too much (2) 8%
- The fair number (15) 62%
- Too few (7) 29%

Totals for Have you used the course repositories?:



- Yes (22) 91%
- No (2) 8%

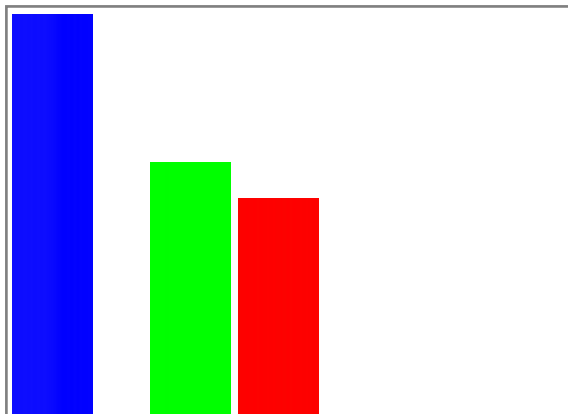
Totals for Only if you used the repositories. You found them....:



- Very useful (7) 33%
- Useful (14) 66%
- Useless (0) 0%

| Very useful | Useful | Useless |
|-------------|--------|---------|
| 7 | 14 | 0 |
| 33% | 66% | 0% |
| 33% | 66% | 0% |

Totals for Evaluate the course overall:



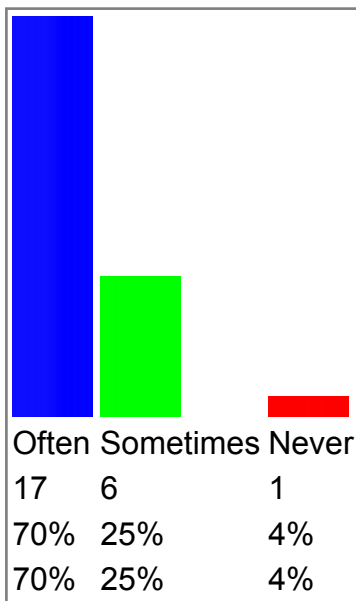
- Excellent (11) 45%
- Good (7) 29%
- Correct (6) 25%
- Deficient (0) 0%
- Very bad (0) 0%

| Excellent | Good | Correct | Deficient | Very bad |
|-----------|------|---------|-----------|----------|
| 11 | 7 | 6 | 0 | 0 |
| 45% | 29% | 25% | 0% | 0% |
| 45% | 29% | 25% | 0% | 0% |

Totals for Detail in 4-5 lines course aspects that can be improved:

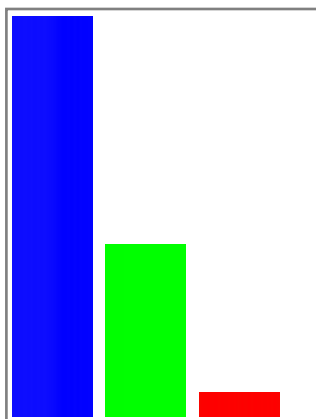
This question had a text input type, for results use the [detailed spreadsheet](#)

Totals for Do you usually work in dust-related observation, forecast, modelling,...?:



- Often (17) 70%
- Sometimes (6) 25%
- Never (1) 4%

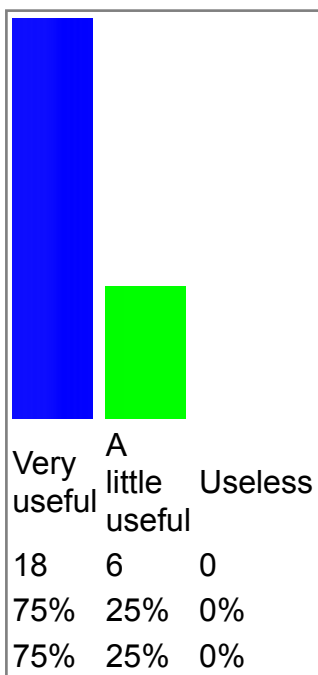
Totals for For your professional activities, the course will be....:



- Very useful (16) 66%
- A little useful (7) 29%
- Useless (1) 4%


| Very useful | A little useful | Useless |
|-------------|-----------------|---------|
| 16 | 7 | 1 |
| 66% | 29% | 4% |
| 66% | 29% | 4% |

Totals for For your institution (weather service, university, ...), the course will be...:



- Very useful (18) 75%
- A little useful (6) 25%
- Useless (0) 0%

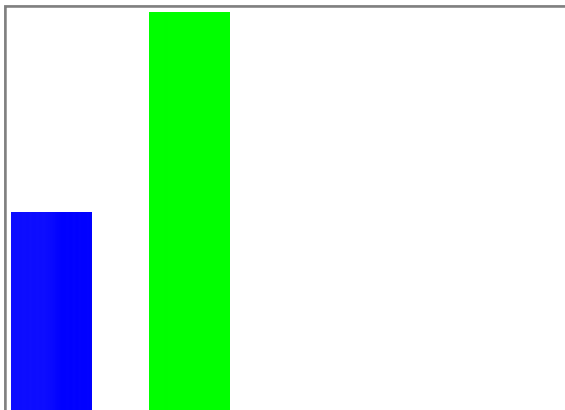
Totals for Did you know the WMO SDS-WAS programme before the course?:



- Yes (14) 58%
- No (10) 41%

| Yes | No |
|-----|-----|
| 14 | 10 |
| 58% | 41% |
| 58% | 41% |

Totals for Evaluate the web page of the Regional Center for Northern Africa, Middle East and Europe:



- Excellent (8) 33%
- Good (16) 66%
- Correct (0) 0%
- Deficient (0) 0%
- Bad (0) 0%

| Excellent | Good | Correct | Deficient | Bad |
|-----------|------|---------|-----------|-----|
| 8 | 16 | 0 | 0 | 0 |
| 33% | 66% | 0% | 0% | 0% |
| 33% | 66% | 0% | 0% | 0% |

Totals for Detail in 4-5 lines the aspects of the web page that can be improved:

This question had a text input type, for results use the [detailed spreadsheet](#)

Totals for Name and country (optional):

This question had a text input type, for results use the [detailed spreadsheet](#)